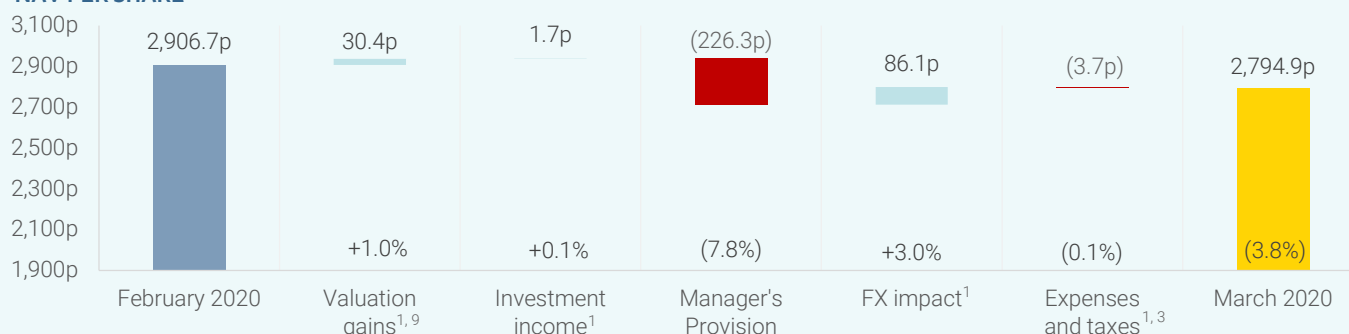


Performance for the month

HIGHLIGHTS

2,794.9p	NAV per share	-£12.2m	Net portfolio cash flow ¹
-3.8%	NAV per share movement	3.2x	Financing cover ²
£1.5bn	Net asset value	+24%	Total shareholder return (5Y) ⁴

NAV PER SHARE



VALUATION PROCESS AT 31 MARCH 2020 AND IMPACT OF COVID-19

PIP's valuation policy is based on the latest valuations reported by the managers of the funds in which PIP has holdings. As at 31 March 2020, 96% of reported valuations are dated 31 December 2019 or later. In view of the significant economic disruption caused globally by the COVID-19 pandemic and the resulting volatility in asset prices, the Manager has made a provision ("the Manager's Provision") for the impact of this amounting to 226.3 pence per share against the March NAV. The Manager's Provision includes estimates of the impact of the COVID-19 crisis received from private equity managers covering over 71% by value of PIP's underlying portfolio. See the full March Monthly Performance Update stock exchange announcement on PIP's website (www.piplc.com) for more information. Pantheon will continue to closely monitor developments relating to the crisis and as further information relating to valuations as at 31 March 2020 and subsequent quarters is received, these will be reflected in the future announcements of monthly NAVs.

DISTRIBUTIONS



PIP's portfolio generated £6.8m of distributions¹ during the month. This included:

- £5.0m from J.C. Flowers for the sale of investment stakes in three financial services companies: AmeriLife Group and Encore Capital Group, which are based in the USA, and Acuon Capital which is headquartered in South Korea.
- £1.3m from Msouth, for the sale of USA Television, an operator of television stations in the USA.

NEW COMMITMENTS



PIP made 14 new commitments during the month amounting to £67.8m. This included:

- Two primary commitments: £17.5m committed to Hg Genesis 9, a European mid-market buyout fund with a technology focus, and £10.7m committed to Index Ventures Growth V, a European growth equity fund.
- A £11.1m secondary commitment to an Australian buyout fund portfolio.

KEY FIGURES

	31 Mar 2020	29 Feb 2020
Portfolio value	£1,461m	£1,490m
Net available cash ⁵	£116m	£148m
ALN ⁶ share of portfolio	(£65m)	(£66m)
Net asset value	£1,512m	£1,572m
NAV per share	2,794.9p	2,906.7p

	31 Mar 2020	29 Feb 2020
Ordinary share price	1,680.0p	2,160.0p
Ordinary share price discount	(40%)	(26%)
Undrawn loan facility ⁷	£184m	£179m
Available finance ⁸	£300m	£327m
Outstanding commitments	£548m	£506m

NAV REPORTING DATE ANALYSIS⁹

1	2	3
---	---	---

1. Dec-19: 94% 2. Sep-19: 4% 3. New investments held at cost: 2%

ABOUT PIP

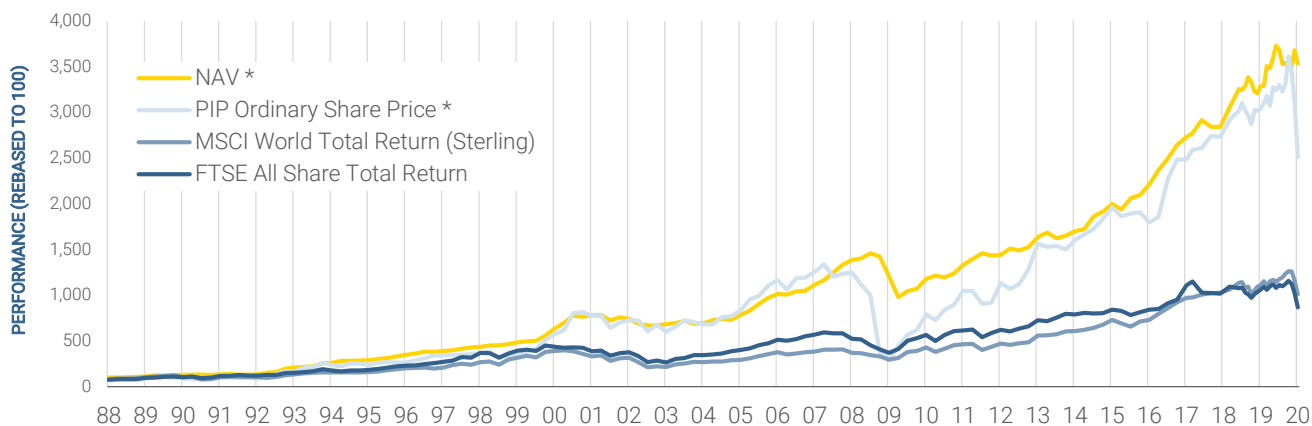
PIP is a listed FTSE 250 private equity investment trust, overseen by an independent Board of Directors and managed by Pantheon, one of the leading investment managers globally. PIP offers a differentiated entry point to private equity through an investment company of scale with risk managed through selection and diversification, providing exposure to the excellent growth potential generated by some of the best private equity managers in the world.

ABOUT PANTHEON

Pantheon is a leading global private equity, infrastructure, real assets and debt fund investor that invests on behalf of over 550 investors. Founded in 1982, Pantheon has developed an established reputation in primary, co-investment and secondary private asset solutions across all stages and geographies. Pantheon has \$47.1 billion in AUM¹⁰ (as at 30 September 2019) and 330 employees (as at 31 March 2020), including 99 investment professionals, located across offices in London, San Francisco, New York, Hong Kong, Seoul, Bogotá, Tokyo and Dublin.

Maximising long-term capital growth

PIP'S LONG-TERM PERFORMANCE



* Includes the effects of dividends, capital repayments and warrants. NAV figure based upon adjusted NAV per share where applicable

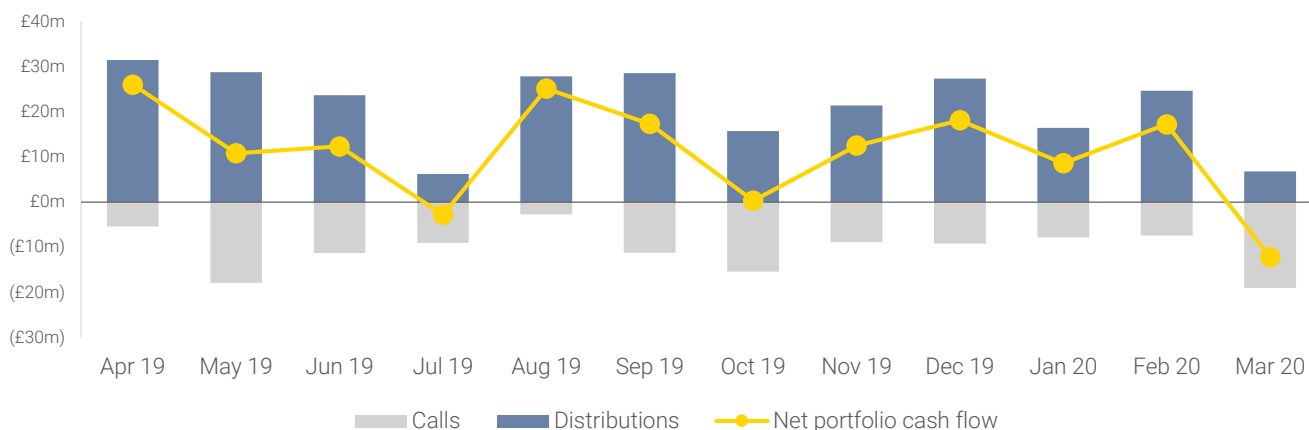
ANNUALISED PERFORMANCE AS AT 31 MARCH 2020

	1yr	3yrs	5yrs	10yrs	Since inception
NAV per share	7.5%	9.0%	12.1%	11.6%	11.6%
Ordinary share price	(20.4)%	(0.8)%	4.5%	12.0%	10.4%
FTSE All-Share, Total Return	(18.5)%	(4.2)%	0.6%	4.4%	6.9%
MSCI World, Total Return (Sterling)	(9.1)%	1.3%	6.7%	8.9%	7.4%

LARGEST HOLDINGS

Largest managers by value ¹¹	Region	% of portfolio	Largest companies by value ¹²	Country	Sector	% of portfolio
1 Providence Equity Partners	USA	5.6%	1 EUSA Pharma	UK	Healthcare	2.8%
2 Venture Fund ¹⁵	USA	4.6%	2 Energy Company ¹⁵	USA	Energy	1.2%
3 Essex Woodlands	USA	3.7%	3 Dermatology Company ¹⁵	USA	Healthcare	1.0%
4 Apax Partners SA	Europe	2.9%	4 Ophthalmology Company ¹⁵	USA	Healthcare	1.0%
5 Baring Private Equity Asia Ltd	Asia and EM	2.7%	5 Abacus Data Systems	USA	IT	1.0%

NET PORTFOLIO CASHFLOW¹³



SHAREHOLDER INFORMATION

Trading symbol PIN	ISIN GB0004148507	Admission to trading September 1987	Shares in issue 54,089,447
-----------------------	----------------------	--	-------------------------------

CONTACT

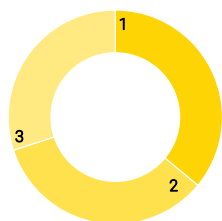
Vicki Bradley
vicki.bradley@pantheon.com
+44 20 3356 1800

www.piplc.com

Risk managed through diversification¹

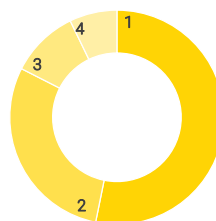
As at 29 February 2020

INVESTMENT TYPE



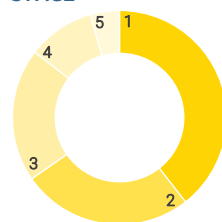
1	Secondary	36%
2	Co-investments	34%
3	Primary	30%

REGION



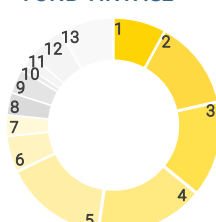
1	USA	54%
2	Europe	29%
3	Asia and EM ¹⁴	10%
4	Global ¹⁴	7%

STAGE



1	Small/Mid Buyout	39%
2	Large/Mega Buyout	26%
3	Growth	20%
4	Special Situations	10%
5	Venture	5%

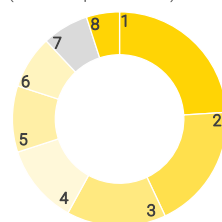
FUND VINTAGE



1	2019 and later	8%
2	2018	14%
3	2017	14%
4	2016	16%
5	2015	16%
6	2014	5%
7	2013	3%
8	2012	3%
9	2011	4%
10	2010	1%
11	2009	2%
12	2008	6%
13	2007 and earlier	8%

SECTOR¹²

(As at 30 September 2019)



1	Information Technology	24%
2	Healthcare	19%
3	Consumer	15%
4	Financials	12%
5	Industrials	10%
6	Energy	8%
7	Communication Services	7%
8	Others	5%

NOTES

- Figures are stated net of movements associated with the ALN share of the reference portfolio.
- Ratio of net available cash, portfolio value and undrawn loan facility to outstanding commitments.
- Taxes relate to withholding taxes on investment distributions.
- Based on the change in ordinary share price over the period.
- Net available cash calculated as cash and net current assets/(liabilities) less undistributed net cashflows associated with the ALN.
- The Asset Linked Note ("ALN") refers to the unlisted 10-year note issued on 31 October 2017 whose cost and repayments are linked to a reference portfolio consisting of the Company's older vintage funds.
- PIP maintains a £184m multi-currency credit facility. The sterling-equivalent value at 31 March 2020 reflects movements in exchange rates as it comprises facilities denominated in Euros and US dollars. The loan facility remains fully undrawn.
- Available finance calculated as net available cash and undrawn loan facility.
- PIP's valuation policy for private equity funds is based on the latest valuations reported by the managers of the funds in which PIP has holdings. In the case of

PIP's valuation as at 31 March 2020, 96% of reported valuations are dated 31 December 2019 or later. The NAV Fund Reporting Date Analysis at 31 March 2020 shows the respective reporting dates on which the valuation was based. Where receipt of post completion valuation reports is pending, any new secondaries or co-investments are held at cost. A full version of PIP's valuation policy can be found in the Notes to the Financial Statements section of PIP's 2019 Annual Report and Accounts.

- The figure includes assets subject to discretionary or non-discretionary management, advice or those limited to a reporting function.
- As at 29 February 2020.
- Based on valuations as at 30 September 2019 adjusted for known calls and distributions to 30 November 2019. The chart on page 3 accounts for 94% of PIP's portfolio.
- Excludes cash flows attributable to the ALN.
- EM is Emerging Markets. The Global category contains funds with no target allocation equal to or exceeding 60% of any particular region.
- Confidential.

DISCLOSURES

This document and the information contained herein is the proprietary information of PIP; it may not be reproduced, amended, or used for any other purpose, without the prior written permission of PIP. This document is distributed by Pantheon, a firm that is authorised and regulated by the Financial Conduct Authority ("FCA") in the United Kingdom. The information and any views contained in this document are provided for general information only. Nothing in this document constitutes an offer, recommendation, invitation, inducement or solicitation to invest in PIP. Nothing contained in this document is intended to constitute legal, tax, securities or investment advice. The general opinions and information contained in this publication should not be acted or relied upon by any person without obtaining specific and relevant legal, tax, securities or investment advice. You should remember that the value of an investment in PIP, and any income from it, may go down as well as up, and is not guaranteed, and investors may not get back the amount of money invested. In addition, past performance is not necessarily indicative of future results. You should note that investments in private equity may be illiquid and may involve a high degree of risk, including potential loss of principal invested.

In addition, most of PIP's investments are in funds whose principal investment focus is outside the UK. Movements in exchange rates between sterling and other currencies therefore affects the value of PIP's investments. Further, the market price of PIP's shares may reflect a discount in the net asset value of PIP's shares, and this discount may increase or reduce due to market factors which are unrelated to PIP's NAV or performance. Losses may be multiplied since PIP invests in a range of private equity strategies including buyouts that commonly use gearing. PIP's investment valuation method is reliant on financial information provided by underlying funds and companies into which it invests. Valuation methods used by those funds and companies may be inconsistent. Pantheon has taken reasonable care to ensure that the information contained in this document is accurate at the date of publication. However, no warranty or guarantee (express or implied) is given by Pantheon as to the accuracy of the information in this document, and to the extent permitted by applicable law, Pantheon specifically disclaims any liability for errors, inaccuracies or omissions in this document and for any loss or damage resulting from its use. Copyright © Pantheon 2020. All rights reserved.